

















26 200m Individual Medley Men Final

Official

Total

Rank	Competitor	Age	Club	RT	PTS	Result
1	 Broadfoot ...	15	 Pirates Swi...	0.63		2:09.77 Entry: 2:09.68 +0.09
	25m: 12.85		50m: 28.21 (15.36)			
	75m: 44.75 (16.54)		100m: 1:00.75 (16.00)			
	125m: 1:19.28 (18.53)		150m: 1:38.66 (19.38)			
	175m: 1:54.91 (16.25)		200m: 2:09.77 (14.86)			
2	 BakerSefo I...	17	 Pirates Swi...	0.72		2:16.24 Entry: 2:16.10 +0.14
	25m: 13.10		50m: 28.90 (15.80)			
	75m: 47.09 (18.19)		100m: 1:04.32 (17.23)			
	125m: 1:23.92 (19.60)		150m: 1:43.84 (19.92)			
	175m: 2:00.68 (16.84)		200m: 2:16.24 (15.56)			
3	 Douglas Ja...	18	 Kiwi West A...	0.64		2:20.31 Entry: 2:22.34 -2.03
	25m: 13.51		50m: 29.71 (16.20)			
	75m: 47.89 (18.18)		100m: 1:06.09 (18.20)			
	125m: 1:25.67 (19.58)		150m: 1:46.43 (20.76)			
	175m: 2:04.30 (17.87)		200m: 2:20.31 (16.01)			
4	 Wang Justin	15	 Porirua City...	0.72		2:21.53 Entry: 2:20.76 +0.77
	25m: 13.93		50m: 30.44 (16.51)			
	75m: 49.07 (18.63)		100m: 1:07.11 (18.04)			
	125m: 1:27.78 (20.67)		150m: 1:48.64 (20.86)			
	175m: 2:05.84 (17.20)		200m: 2:21.53 (15.69)			
5	 Sasamoto ...	14	 Enterprise ...	0.54		2:27.64 Entry: 2:27.76 -0.12
	25m: 14.25		50m: 31.06 (16.81)			
	75m: 51.27 (20.21)		100m: 1:10.91 (19.64)			
	125m: 1:32.65 (21.74)		150m: 1:54.59 (21.94)			
	175m: 2:12.19 (17.60)		200m: 2:27.64 (15.45)			
6	 Hape TeMa...	16	 Comet Swi...	0.64		2:33.49 Entry: 2:33.27 +0.22
	25m: 14.03		50m: 31.57 (17.54)			
	75m: 50.92 (19.35)		100m: 1:09.22 (18.30)			
	125m: 1:33.45 (24.23)		150m: 1:58.01 (24.56)			
	175m: 2:16.55 (18.54)		200m: 2:33.49 (16.94)			
7	 Singh Tara...	14	 Napier Aqu...	0.74		2:33.70 Entry: 2:37.50 -3.80
	25m: 15.71		50m: 35.15 (19.44)			
	75m: 55.43 (20.28)		100m: 1:14.65 (19.22)			
	125m: 1:35.43 (20.78)		150m: 1:56.95 (21.52)			
	175m: 2:16.58 (19.63)		200m: 2:33.70 (17.12)			
8	 Alexander ...	13	 Enterprise ...	0.51		2:33.89 Entry: 2:34.73 -0.84

25m: 15.36 50m: 33.65 (18.29)
 75m: 53.50 (19.85) 100m: 1:12.32 (18.82)
 125m: 1:35.89 (23.57) 150m: 1:59.12 (23.23)
 175m: 2:17.44 (18.32) 200m: 2:33.89 (16.45)

9



Hodge Oscar

13



Pirates Swi...

0.67

2:34.73

Entry: 2:35.58 -0.85

25m: 14.77 50m: 32.27 (17.50)
 75m: 52.56 (20.29) 100m: 1:11.35 (18.79)
 125m: 1:34.16 (22.81) 150m: 1:57.82 (23.66)
 175m: 2:16.77 (18.95) 200m: 2:34.73 (17.96)

10



Smith Noah

13



Napier Aqu...

0.71

2:41.72

Entry: 2:43.97 -2.25

25m: 16.03 50m: 35.72 (19.69)
 75m: 58.64 (22.92) 100m: 2:06.66 (1:08.02)
 125m: 1:42.53 150m: 2:41.72 (59.19)
 175m: 2:25.60 200m: 2:41.72 (16.12)

11



Stuttle Alex

13



Heretaunga...

0.84

2:41.79

Entry: 2:53.70 -11.91

25m: 16.42 50m: 36.99 (20.57)
 75m: 57.99 (21.00) 100m: 1:18.29 (20.30)
 125m: 1:41.79 (23.50) 150m: 2:05.54 (23.75)
 175m: 2:25.29 (19.75) 200m: 2:41.79 (16.50)

12



Sheldrake ...

14



Enterprise ...

0.71

2:42.27

Entry: 2:42.88 -0.61

25m: 15.56 50m: 34.64 (19.08)
 75m: 55.19 (20.55) 100m: 1:14.67 (19.48)
 125m: 1:40.53 (25.86) 150m: 2:05.60 (25.07)
 175m: 2:25.22 (19.62) 200m: 2:42.27 (17.05)

13



Wright Elijah

15



Comet Swi...

0.54

2:44.08

Entry: 2:51.32 -7.24

25m: 16.14 50m: 36.30 (20.16)
 75m: 57.73 (21.43) 100m: 1:18.06 (20.33)
 125m: 1:43.16 (25.10) 150m: 2:08.19 (25.03)
 175m: 2:27.15 (18.96) 200m: 2:44.08 (16.93)

14



Kendrick R...

14



Heretaunga...

0.62

2:48.73

Entry: 2:54.84 -6.11

25m: 15.51 50m: 34.12 (18.61)
 75m: 55.22 (21.10) 100m: 1:16.41 (21.19)
 125m: 1:42.50 (26.09) 150m: 2:09.13 (26.63)
 175m: 2:28.80 (19.67) 200m: 2:48.73 (19.93)

15



Lahav Shai

13



Pirates Swi...

2:51.13

Entry: 2:54.85 -3.72

25m: 16.87 50m: 35.95 (19.08)
 75m: 58.91 (22.96) 100m: 1:21.55 (22.64)
 125m: 1:46.30 (24.75) 150m: 2:10.69 (24.39)
 175m: 2:31.74 (21.05) 200m: 2:51.13 (19.39)

16



Hutton Nash

















13



Trojans Swi...

2:51.61

Entry: 2:58.13 -6.52

		25m: 17.50	50m: 40.15 (22.65)		
		75m: 1:02.13 (21.98)	100m: 1:22.88 (20.75)		
		125m: 1:47.40 (24.52)	150m: 2:12.95 (25.55)		
		175m: 2:33.19 (20.24)	200m: 2:51.61 (18.42)		
17	 Dobson Flynn	10	 Trojans Swi...	0.62	3:13.51 Entry: 3:19.65 -6.14
		25m: 20.10	50m: 45.00 (24.90)		
		75m: 1:10.38 (25.38)	100m: 1:34.42 (24.04)		
		125m: 2:03.21 (28.79)	150m: 2:31.62 (28.41)		
		175m: 2:53.36 (21.74)	200m: 3:13.51 (20.15)		
18	 Kilpatrick ...	12	 Trojans Swi...	0.59	3:15.37 Entry: 3:19.40 -4.03
		25m: 20.46	50m: 46.77 (26.31)		
		75m: 1:11.01 (24.24)	100m: 1:34.70 (23.69)		
		125m: 2:03.52 (28.82)	150m: 2:32.12 (28.60)		
		175m: 2:55.06 (22.94)	200m: 3:15.37 (20.31)		
19	 Geary Wire...	11	 Trojans Swi...	0.60	3:21.44
		25m: 17.74	50m: 41.00 (23.26)		
		75m: 1:06.37 (25.37)	100m: 1:31.40 (25.03)		
		125m: 2:01.98 (30.58)	150m: 2:34.64 (32.66)		
		175m: 2:58.75 (24.11)	200m: 3:21.44 (22.69)		
20	 Thorpe Benji	11	 Enterprise ...		3:21.47 Entry: 3:22.37 -0.90
		25m: 19.64	50m: 44.87 (25.23)		
		75m: 1:11.50 (26.63)	100m: 1:36.80 (25.30)		
		125m: 2:07.66 (30.86)	150m: 2:38.01 (30.35)		
		175m: 3:00.72 (22.71)	200m: 3:21.47 (20.75)		
21	 Conyers Jo...	11	 Trojans Swi...	0.66	3:22.75 Entry: 3:35.19 -12.44
		25m: 18.71	50m: 45.06 (26.35)		
		75m: 1:12.57 (27.51)	100m: 1:37.95 (25.38)		
		125m: 2:08.94 (30.99)	150m: 2:40.10 (31.16)		
		175m: 3:02.32 (22.22)	200m: 3:22.75 (20.43)		
22	 Moli Chester	11	 Trojans Swi...	0.71	3:25.29
		25m: 21.02	50m: 48.80 (27.78)		
		75m: 1:17.10 (28.30)	100m: 1:44.36 (27.26)		
		125m: 2:13.14 (28.78)	150m: 2:43.16 (30.02)		
		175m: 3:03.83 (20.67)	200m: 3:25.29 (21.46)		
-	 Everton Lu...	11	 Trojans Swi...	0.46	DSQ
-	 Carter Dea...	10	 Ice Breaker...		DSQ